
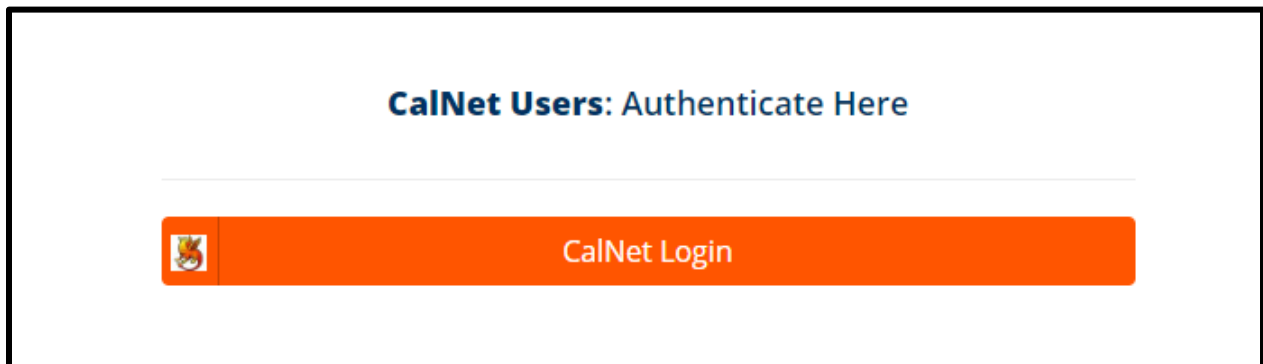


PROGRAM REGISTRATION

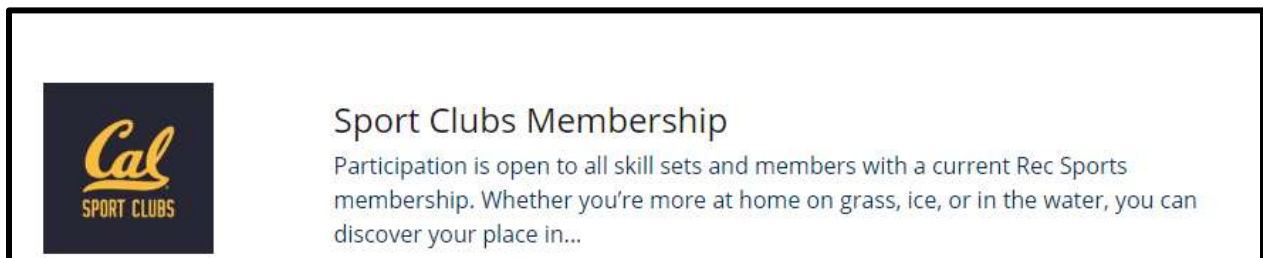
1. Go to the Rec Sports Store: <https://shop.rs.berkeley.edu/>
2. Select “Memberships”



3. Then Login in using your CalNet Login



4. Select “Sport Clubs Membership”





CAL SPORT CLUBS QUICK REFERENCE GUIDE: REGISTRATION

5. Select "1 Semester \$0" and the use the drop down menu to choose a semester. Please add the current semester to your cart. **This will need to be done every semester.**

Select Duration: 1 Semester \$0.00

Semester: Summer 2019

Effective Date: Mon, Jan 1 0001

Until Date: Sat, Aug 31 2019

Price: \$0.00

6. Accept the first and the second waivers at the bottom of each page

Waiver **Accept Now**

7. Checkout
8. The receipt will be sent to your e-mail address
9. Go to your receipt
10. At the bottom of your receipt, click on the link to IM Leagues:
<https://shop.rs.berkeley.edu/IMLeague>

ORDER DETAILS:

Item	Description	Qty	Unit Price	Price
Sport Clubs Membership		1	\$0.00	\$0.00
Subtotal				\$0.00
Tax				\$0.00
Total				\$0.00

PAYMENT DETAILS:

Authorization #:
Transaction Ref #:

Thanks,
UC Berkeley Recreational Sports
Recreational Sports Facility, 2301 Bancroft Way,
Berkeley, California, 94720-4420
510-842-7796

Thank you for your purchase of the Sport Clubs Membership. Your record in IMLeagues may appear as "Ineligible" until your Sport Clubs Membership purchase is validated. Go to <https://shop.rs.berkeley.edu/IMLeague> to validate your IMLeagues account and register on your team's roster.

Berkeley Recreational Sports

UC Berkeley Recreational Sports RECEIPT FOR YOUR RECORDS
UC Berkeley Tax ID# 94-6002123
(This is an automated email - please do not reply)

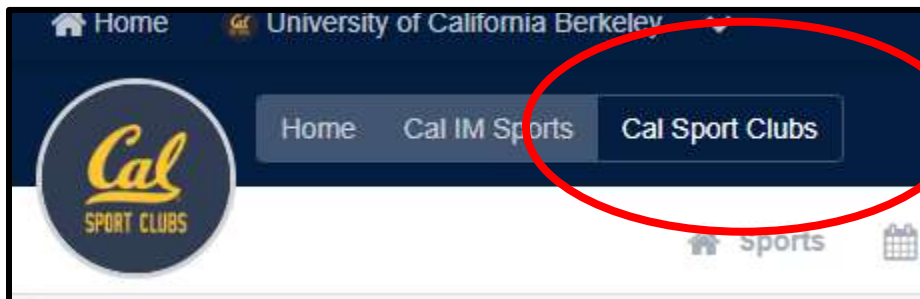
11. Follow the link and click on the image to continue to the Intramural and Sport Clubs registration site



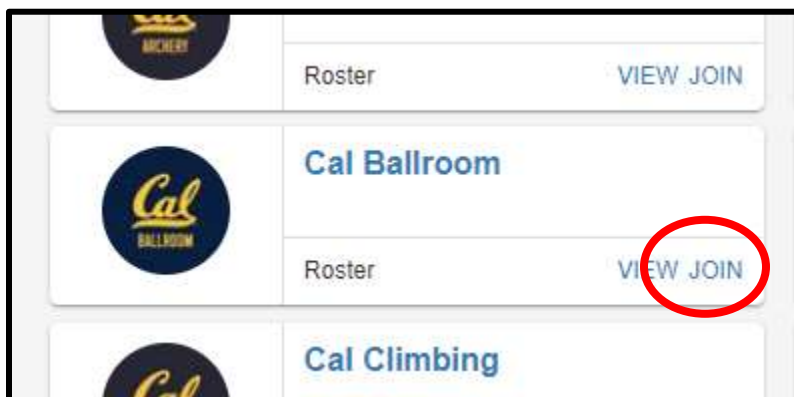
12. Click on “Register”

13. Select the green “Register” button

14. Select the Cal Sport Clubs tab on the top bar of options



15. Locate your team, and click on JOIN



16. Accept the waiver and then select “Request”

17. Complete the required AT forms